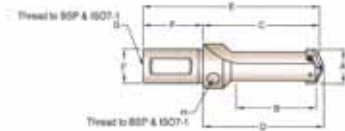




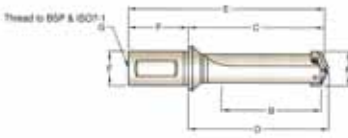
**Straight Shank Holders - Diameter 9.50 mm ~ 11.0 mm Series A**



One holder will drill a range of diameters

**STRAIGHT SHANK – STRAIGHT FLUTE**

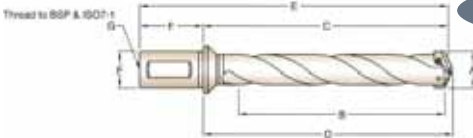
	A		B	C	D	E	F			G	H
Part Number	Drill Insert Range	Length	Max Drill Depth	Flute Length	Ref Length	Overall Length	Shank Diam	Shank Length	Pipe Tap Rear	Pipe Tap Side	2007 £
P74Y0160	9.50-11.0	Stub	19.1	47.6	50.0	89.5	16.0	41.9	1/16"	1/8"	<b>137.30</b>
Inserts page 240											



Powerful drilling

**STRAIGHT SHANK – STRAIGHT FLUTE**

	A		B	C	D	E	F			G
Part Number	Drill Insert Range	Length	Max Drill Depth	Flute Length	Ref Length	Overall Length	Shank Diam	Shank Length	Pipe Tap	2007 £
P75Y0200	9.50 ~ 11.0	Short	31.8	61.1	63.5	103.0	20.0	41.9	1/8"	<b>133.43</b>
Inserts page 240										

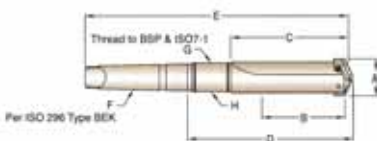


Through coolant

**STRAIGHT SHANK – SPIRAL FLUTE**

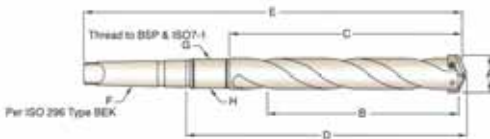
	A		B	C	D	E	F			G
Part Number	Drill Insert Range	Length	Max Drill Depth	Flute Length	Ref Length	Overall Length	Shank Diam	Shank Length	Pipe Tap	2007 £
P83Y0200	9.50 ~ 11.0	Standard	60.3	89.7	92.1	131.6	20.0	41.9	1/8"	<b>136.33</b>
P84Y0200	9.50 ~ 11.0	Extended	111.1	140.5	142.9	182.4	20.0	41.9	1/8"	<b>177.90</b>
Inserts page 240										

### Taper Shank Holders - Diameter 9.50 mm ~ 11.0 mm Series A



#### MORSE TAPER SHANK – STRAIGHT FLUTE

Part Number	A	Length	B	C	D	E	F	G	2007 £
P51Y0020	9.50 ~ 11.0	Short	31.8	51.5	88.0	160.3	#2	1/16"	<b>159.00</b>
Inserts page 240									



#### MORSE TAPER SHANK – SPIRAL FLUTE

Part Number	A	Length	B	C	D	E	F	G	2007 £
P59Y0020	9.50 ~ 11.0	Standard	60.3	80.2	116.7	188.9	#2	1/16"	<b>160.51</b>
P60Y0020	9.50 ~ 11.0	Extended	111.1	130.9	167.4	239.7	#2	1/16"	<b>166.31</b>
Inserts page 240									

#### SPARES - SERIES A

	Part Number	2007 £
Coolant Inducer	PR120190	<b>25.00</b>
Screws	J07Y0010	<b>2.25</b>
Torx Driver	J05Y0070	<b>2.80</b>

## TECH BOX

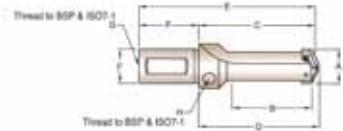
The Rotary Coolant Inducer provides the Taper Shank drill holders with through coolant for machines without through coolant. The ring is located at points G-H on the drill. While the drill rotates, the coolant inducer remains stationary. Through coolant is recommended for all applications deeper than 1 x D.



why not visit  
our website?  
[www.cutwel.com](http://www.cutwel.com)  
E.Mail [sales@cutwel.net](mailto:sales@cutwel.net)



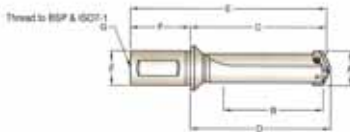
## Straight Shank Holders - Diameter 11.11 mm ~ 12.7 mm Series B



One holder will drill a range of diameters

### STRAIGHT SHANK – STRAIGHT FLUTE

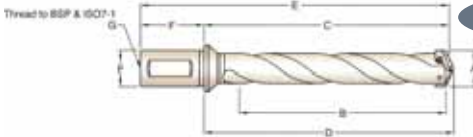
	A		B	C	D	E	F	G	H		
Part Number	Drill Insert Range	Length	Max Drill Depth	Flute Length	Ref Length	Overall Length	Shank Diam	Shank Length	Pipe Tap Rear	Pipe Tap Side	2007 £
P74Z0160	11.11 ~ 12.7	Stub	19.1	47.6	50.0	89.5	16.0	41.9	1/16"	1/8"	<b>137.30</b>
Inserts page 240											



Powerful drilling

### STRAIGHT SHANK – STRAIGHT FLUTE

	A		B	C	D	E	F	G			
Part Number	Drill Insert Range	Length	Max Drill Depth	Flute Length	Ref Length	Overall Length	Shank Diam	Shank Length	Pipe Tap	2007 £	
P75Z0200	11.11 ~ 12.7	Short	31.8	61.1	63.5	103.0	20.0	41.9	1/8"	<b>133.43</b>	
Inserts page 240											

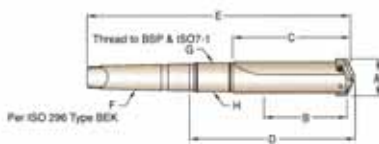


Through coolant

### STRAIGHT SHANK – SPIRAL FLUTE

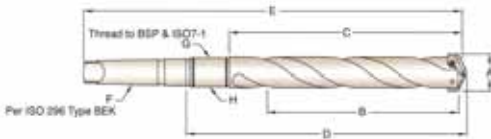
	A		B	C	D	E	F	G			
Part Number	Drill Insert Range	Length	Max Drill Depth	Flute Length	Ref Length	Overall Length	Shank Diam	Shank Length	Pipe Tap	2007 £	
P83Z0200	11.11 ~ 12.7	Standard	60.3	89.7	92.1	131.6	20.0	41.9	1/8"	<b>136.33</b>	
P84Z0200	11.11 ~ 12.7	Extended	111.1	140.5	142.9	182.4	20.0	41.9	1/8"	<b>177.90</b>	
Inserts page 240											

### Taper Shank Holders - Diameter 11.11 mm ~ 12.7 mm Series B



#### MORSE TAPER SHANK – STRAIGHT FLUTE

Part Number	A	Length	B	C	D	E	F	G	2007 £
P51Z0020	11.11 ~ 12.7	Short	31.8	51.5	88.0	160.3	#2	1/16"	<b>153.74</b>
Inserts page 240									



#### MORSE TAPER SHANK – SPIRAL FLUTE

Part Number	A	Length	B	C	D	E	F	G	2007 £
P59Z0020	11.11 ~ 12.7	Standard	60.3	80.2	116.7	188.9	#2	1/16"	<b>160.51</b>
P60Z0020	11.11 ~ 12.7	Extended	111.1	130.9	167.4	239.7	#2	1/16"	<b>166.30</b>
Inserts page 240									

#### SPARES - SERIES B

	Part Number	2007 £
Coolant Inducer	PR120190	<b>25.00</b>
Screws	J07Z0110	<b>2.25</b>
Torx Driver	J05Z0070	<b>2.80</b>

## TECH BOX

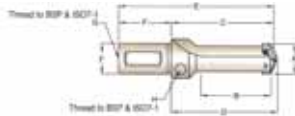
The Rotary Coolant Inducer provides the Taper Shank drill holders with through coolant for machines without through coolant. The ring is located at points G-H on the drill. While the drill rotates, the coolant inducer remains stationary. Through coolant is recommended for all applications deeper than 1 x D.



- Same day despatch until 6 pm
- Next day delivery
- 10,000 lines ex-stock
- Pre-discounted prices



## Straight Shank Holders - Diameter 13.0 mm ~ 17.5 mm Series C

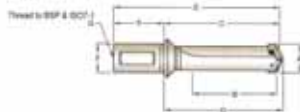


One holder will drill a range of diameters

### STRAIGHT SHANK – STRAIGHT FLUTE

Part Number	A	B	C	D	E	F	G	H	2007 £	
Drill Insert Range	Length	Max Drill Depth	Flute Length	Ref Length	Overall Length	Shank Diam	Shank Length	Pipe Tap Rear	Pipe Tap Side	
P7400200	13.0 ~ 17.5	Stub	22.2	47.6	50.4	89.5	20.0	41.9	1/8"	145.04
P7405200	15.5 ~ 17.5	Stub	22.2	47.6	50.4	89.5	20.0	41.9	1/8"	147.29

Inserts page 240



Powerful drilling

### STRAIGHT SHANK – STRAIGHT FLUTE

Part Number	A	B	C	D	E	F	G	2007 £		
Drill Insert Range	Length	Max Drill Depth	Flute Length	Ref Length	Overall Length	Shank Diam	Shank Length	Pipe Tap		
P7500200	13.0 ~ 17.5	Short	34.9	63.5	66.3	105.4	20.0	41.9	1/8"	141.17
P7505200	15.5 ~ 17.5	Short	34.9	63.5	66.3	105.4	20.0	41.9	1/8"	143.43

Inserts page 240



Through coolant

### STRAIGHT SHANK – SPIRAL FLUTE

Part Number	A	B	C	D	E	F	G	2007 £		
Drill Insert Range	Length	Max Drill Depth	Flute Length	Ref Length	Overall Length	Shank Diam	Shank Length	Pipe Tap		
P8300200	13.0 ~ 17.5	Standard	63.5	92.1	94.9	134.0	20.0	41.9	1/8"	144.06
P8305200	15.5 ~ 17.5	Standard	63.5	92.1	94.9	134.0	20.0	41.9	1/8"	146.26
P8400200	13.0 ~ 17.5	Extended	114.3	142.9	145.7	184.8	20.0	41.9	1/8"	177.90
P8405200	15.5 ~ 17.5	Extended	114.3	142.9	145.7	184.8	20.0	41.9	1/8"	180.25
P8500200	13.0 ~ 17.5	Long	177.8	206.4	209.1	248.3	20.0	41.9	1/8"	193.70
P8505200	15.5 ~ 17.5	Long	177.8	206.4	209.1	248.3	20.0	41.9	1/8"	193.70

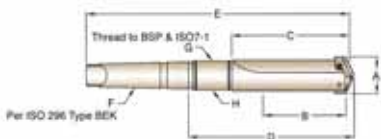
Inserts page 240



## Supercut Spade Drill Holders Taper Shank

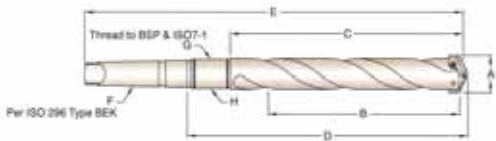


### Taper Shank Holders - Diameter 13.0 mm ~ 17.5 mm Series C



#### MORSE TAPER SHANK – STRAIGHT FLUTE

Part Number	A		B	C	D	E	F	G	2007 £
	Drill Insert Range	Length	Max Drill Depth	Flute Length	Ref Length	Overall Length	Morse Taper	Pipe Tap	
P5100020	13.0 ~ 17.5	Short	35.0	55.5	92.4	164.3	#2	1/16"	<b>156.65</b>
P5105020	15.5 ~ 17.5	Short	35.0	55.5	92.4	164.3	#2	1/16"	<b>158.62</b>
Inserts page 240									



#### MORSE TAPER SHANK – SPIRAL FLUTE

Part Number	A		B	C	D	E	F	G	2007 £
	Drill Insert Range	Length	Max Drill Depth	Flute Length	Ref Length	Overall Length	Morse Taper	Pipe Tap	
P5900020	13.0 ~ 17.5	Standard	63.5	84.1	121.0	192.9	#2	1/16"	<b>163.40</b>
P5905020	15.5 ~ 17.5	Standard	63.5	84.1	121.0	192.9	#2	1/16"	<b>165.83</b>
P6000020	13.0 ~ 17.5	Extended	114.3	135.0	171.8	243.7	#2	1/16"	<b>170.17</b>
P6005020	15.5 ~ 17.5	Extended	114.3	135.0	171.8	243.7	#2	1/16"	<b>173.04</b>
P6100020	13.0 ~ 17.5	Long	177.8	198.5	235.3	307.2	#2	1/16"	<b>189.00</b>
P6105020	15.5 ~ 17.5	Long	177.8	198.5	235.3	307.2	#2	1/16"	<b>191.58</b>
Inserts page 240									

#### SPARES - SERIES C

	Part Number	2007 £
Coolant Inducer	PR120190	<b>25.00</b>
Screws	J0800210	<b>2.25</b>
Torx Driver	J0500080	<b>2.50</b>

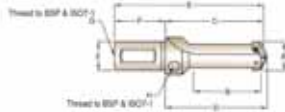
## TECH BOX

The Rotary Coolant Inducer provides the Taper Shank drill holders with through coolant for machines without through coolant. The ring is located at points G+H on the drill. While the drill rotates, the coolant inducer remains stationary. Through coolant is recommended for all applications deeper than 1 x D.





## Straight Shank Holders - Diameter 17.86 mm ~ 24.0 mm Series D

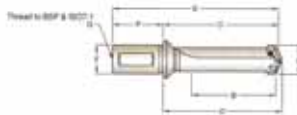


One holder will drill a range of diameters

### STRAIGHT SHANK – STRAIGHT FLUTE

Part Number	A	B	C	D	E	F	G	H	2007 £	
P7410250	17.86 ~ 24.0	Stub	47.6	75.8	79.4	128.9	25.0	53.1	1/8"	150.84
P7415250	22.0 ~ 24.0	Stub	57.2	88.5	92.1	141.6	25.0	53.1	1/8"	164.80

Inserts page 241

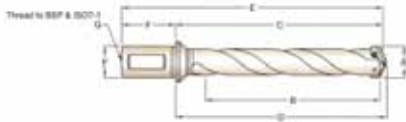


Powerful drilling

### STRAIGHT SHANK – STRAIGHT FLUTE

Part Number	A	B	C	D	E	F	G	2007 £
P7510250	17.86 ~ 24.0	Short	66.7	107.2	110.7	160.2	25.0	146.01
P7515250	22.0 ~ 24.0	Short	66.7	107.2	110.7	160.2	25.0	160.68

Inserts page 241



Through coolant

### STRAIGHT SHANK – SPIRAL FLUTE

Part Number	A	B	C	D	E	F	G	2007 £
P8210250	17.86 ~ 24.0	Intermed	117.5	154.8	158.4	207.9	25.0	146.01
P8215250	22.0 ~ 24.0	Intermed	117.5	154.8	158.4	207.9	25.0	160.68
P8310250	17.86 ~ 24.0	Standard	168.3	205.6	209.2	258.7	25.0	153.74
P8315250	22.0 ~ 24.0	Standard	168.3	205.6	209.2	258.7	25.0	167.89
P8410250	17.86 ~ 24.0	Extended	269.9	307.2	310.8	360.3	25.0	202.08
P8415250	22.0 ~ 24.0	Extended	269.9	307.2	310.8	360.3	25.0	217.33

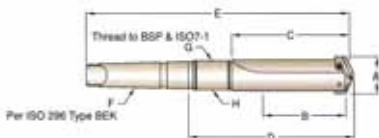
Inserts page 241



# Supercut Spade Drill Holders Taper Shank



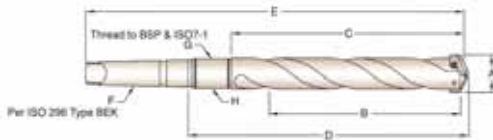
## Taper Shank Holders - Diameter 17.86 mm ~ 24.0 mm Series D



### MORSE TAPER SHANK – STRAIGHT FLUTE

Part Number	A	Length	B	C	D	E	F	G	2007 £
P5110030	17.86 – 24.0	Short	69.8	98.4	142.5	232.5	#3	1/8"	<b>173.07</b>
P5115030	22.0 – 24.0	Short	69.8	98.4	142.5	232.5	#3	1/8"	<b>181.28</b>

Inserts page 241



### MORSE TAPER SHANK – SPIRAL FLUTE

Part Number	A	Length	B	C	D	E	F	G	2007 £
P5810030	17.86 – 24.0	Intermed	120.7	149.2	193.3	283.3	#3	1/8"	<b>175.98</b>
P5815030	22.0 – 24.0	Intermed	120.7	149.2	193.3	283.3	#3	1/8"	<b>183.34</b>
P5910030	17.86 – 24.0	Standard	171.5	200.0	244.1	334.2	#3	1/8"	<b>178.88</b>
P5915030	22.0 – 24.0	Standard	171.5	200.0	244.1	334.2	#3	1/8"	<b>188.49</b>
P6010030	17.86 – 24.0	Extended	273.1	301.6	345.7	435.8	#3	1/8"	<b>195.32</b>
P6015030	22.0 – 24.0	Extended	273.1	301.6	345.7	435.8	#3	1/8"	<b>204.97</b>

Inserts page 241

### SPARES - SERIES D

	Part Number	2007 £
Coolant Inducer	PR120254	<b>35.00</b>
Screws	J0910410	<b>2.25</b>
Torx Driver	J0510090	<b>2.50</b>

## TECH BOX

The Rotary Coolant Inducer provides the Taper Shank drill holders with through coolant for machines without through coolant. The ring is located at points G-H on the drill. While the drill rotates, the coolant inducer remains stationary. Through coolant is recommended for all applications deeper than 1 x D.

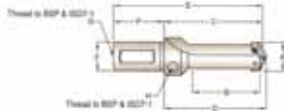


DRILLS

SUPERCUT INDEXABLE SPADE DRILL SYSTEM Holders



## Straight Shank Holders - Diameter 24.61 mm ~ 35.00 mm Series E

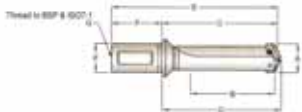


One holder will drill a range of diameters

### STRAIGHT SHANK – STRAIGHT FLUTE

Part Number	A	B	C	D	E	F	G	H	2007 £	
P7420320	24.61 ~ 35.0	Stub	57.2	88.5	92.1	146.4	32.0	57.9	1/4" Pipe Tap Rear 1/8" Pipe Tap Side	<b>186.61</b>

Inserts page 241



Powerful drilling

### STRAIGHT SHANK – STRAIGHT FLUTE

Part Number	A	B	C	D	E	F	G	2007 £	
P7520320	24.61 ~ 35.0	Short	85.7	128.6	132.2	186.5	32.0	57.9	<b>180.81</b>
P7525320	30.0 ~ 35.0	Short	85.7	128.6	132.2	186.5	32.0	57.9	<b>188.49</b>

Inserts page 241



Through coolant

### STRAIGHT SHANK – SPIRAL FLUTE

Part Number	A	B	C	D	E	F	G	2007 £	
P8220320	24.61 ~ 35.0	Intermed	136.5	179.4	183.0	237.3	32.0	57.9	<b>195.32</b>
P8225320	30.0 ~ 35.0	Intermed	136.5	179.4	183.0	237.3	32.0	57.9	<b>211.15</b>
P8320320	24.61 ~ 35.0	Standard	187.3	230.2	233.8	288.1	32.0	57.9	<b>207.88</b>
P8325320	30.0 ~ 35.0	Standard	187.3	230.2	233.8	288.1	32.0	57.9	<b>222.48</b>
P8420320	24.61 ~ 35.0	Extended	288.9	331.8	335.4	389.7	32.0	57.9	<b>231.88</b>
P8425320	30.0 ~ 35.0	Extended	288.9	331.8	335.4	389.7	32.0	57.9	<b>248.23</b>

Inserts page 241

DRILLS

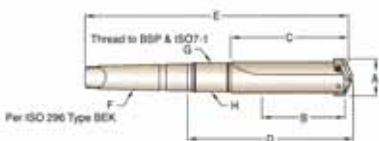
SUPERCUT INDEXABLE SPADE DRILL SYSTEM Holders



# Supercut Spade Drill Holders Taper Shank



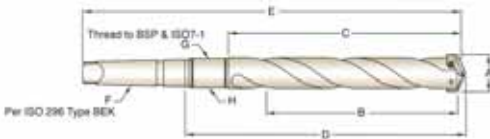
## Taper Shank Holders - Diameter 24.61 mm ~ 35.00 mm Series E



### MORSE TAPER SHANK – STRAIGHT FLUTE

Part Number	A	Length	B	C	D	E	F	G	2007 £
P5120040	24.61 ~ 35.0	Short	85.7	114.3	160.4	273.8	#4	1/8"	<b>189.51</b>
P5125040	30.0 ~ 35.0	Short	85.7	114.3	167.6	281.0	#4	1/4"	<b>203.94</b>

Inserts page 241



### MORSE TAPER SHANK – SPIRAL FLUTE

Part Number	A	Length	B	C	D	E	F	G	2007 £
P5820040	24.61 ~ 35.0	Intermed	136.5	165.1	211.2	324.6	#4	1/8"	<b>200.15</b>
P5825040	30.0 ~ 35.0	Intermed	136.5	165.1	218.4	331.8	#4	1/4"	<b>207.03</b>
P5920040	24.61 ~ 35.0	Standard	187.3	215.9	262.0	375.4	#4	1/8"	<b>207.88</b>
P5925040	30.0 ~ 35.0	Standard	187.3	215.9	269.2	382.6	#4	1/4"	<b>217.33</b>
P6020040	24.61 ~ 35.0	Extended	289.0	317.5	363.6	477.0	#4	1/8"	<b>219.49</b>
P6025040	30.0 ~ 35.0	Extended	289.0	317.5	370.8	484.2	#4	1/4"	<b>228.66</b>

Inserts page 241

### SPARES - SERIES E

	Part Number	2007 £
Coolant Inducer	PR120254	<b>35.00</b>
Screws	J1520610	<b>2.95</b>
Torx Driver	J0520150	<b>2.50</b>

## TECH BOX

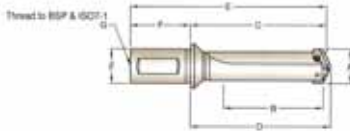
The Rotary Coolant Inducer provides the Taper Shank drill holders with through coolant for machines without through coolant. The ring is located at points G+H on the drill. While the drill rotates, the coolant inducer remains stationary. Through coolant is recommended for all applications deeper than 1 x D.



DRILLS

SUPERCUT INDEXABLE SPADE DRILL SYSTEM Holders

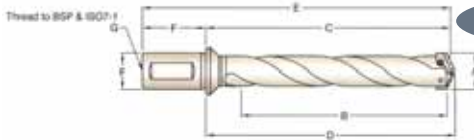
## Straight Shank Holders - Diameter 35.72 mm ~ 47.63 mm Series F



One holder will drill a range of diameters

### STRAIGHT SHANK – STRAIGHT FLUTE

	A		B	C	D	E	F	G		
Part Number	Drill Insert Range	Length	Max Drill Depth	Flute Length	Ref Length	Overall Length	Shank Diam	Shank Length	Pipe Tap	<b>2007 £</b>
P7530400	35.72 ~ 47.63	Short	120.7	173.0	177.8	243.1	40.0	70.1	1/4"	<b>202.08</b>
P7830400	35.72 ~ 47.63	Extended	349.3	401.6	406.4	471.7	40.0	70.1	1/4"	<b>315.21</b>
Inserts page 242										



Powerful drilling

### STRAIGHT SHANK – SPIRAL FLUTE

	A		B	C	D	E	F	G		
Part Number	Drill Insert Range	Length	Max Drill Depth	Flute Length	Ref Length	Overall Length	Shank Diam	Shank Length	Pipe Tap	<b>2007 £</b>
P8230400	35.72 ~ 47.63	Intermed	165.1	217.5	222.3	287.6	40.0	70.1	1/4"	<b>238.82</b>
P8330400	35.72 ~ 47.63	Standard	209.6	261.9	266.7	332.0	40.0	70.1	1/4"	<b>273.63</b>
Inserts page 242										

why not visit  
our website?  
[www.cutwel.com](http://www.cutwel.com)  
E.Mail [sales@cutwel.net](mailto:sales@cutwel.net)




Through coolant

"This spade drill system is probably the most cost effective, proficient, versatile and high performance tool of its kind in the world market today."



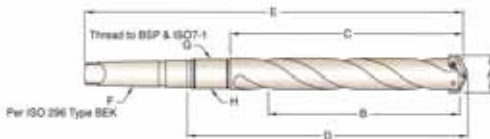
### Taper Shank Holders - Diameter 35.72 mm ~ 47.63 mm Series F



#### MORSE TAPER SHANK – STRAIGHT FLUTE

Part Number	A	Length	B	C	D	E	F	G	2007 £
P5130040	35.72 ~ 47.63	Short	120.6	152.4	206.4	319.1	#4	1/4"	<b>202.08</b>
P5430040	35.72 ~ 47.63	Extended	349.3	381.0	435.0	547.7	#4	1/4"	<b>273.63</b>

Inserts page 242



#### MORSE TAPER SHANK – SPIRAL FLUTE

Part Number	A	Length	B	C	D	E	F	G	2007 £
P5830040	35.72 ~ 47.63	Intermed	165.1	196.9	250.9	363.6	#4	1/4"	<b>205.95</b>
P5930040	35.72 ~ 47.63	Standard	209.5	241.3	295.3	408.0	#4	1/4"	<b>210.78</b>

Inserts page 242

#### SPARES - SERIES F

	Part Number	2007 £
Coolant Inducer	PR120317	<b>39.00</b>
Screws	J2030810	<b>3.99</b>
Torx Driver	J0530200	<b>2.50</b>

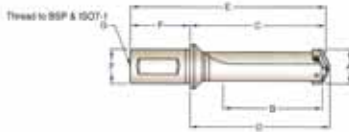
## TECH BOX

The Rotary Coolant Inducer provides the Taper Shank drill holders with through coolant for machines without through coolant. The ring is located at points G+H on the drill. While the drill rotates, the coolant inducer remains stationary. Through coolant is recommended for all applications deeper than 1 x D.

can't find what  
you're looking for?  
[see our index](#)  
at the back!



## Straight Shank Holders - Diameter 48.00 mm ~ 65.09 mm Series G

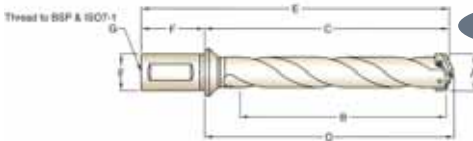


One holder will drill a range of diameters

### STRAIGHT SHANK – STRAIGHT FLUTE

Part Number	A Drill Insert Range	Length	B Max Drill Depth	C Flute Length	D Ref Length	E Overall Length	F Shank Diam	G Shank Length	Pipe Tap	2007 £
P7540400	48.0 ~ 65.09	Short	130.2	179.4	184.2	249.5	40.0	70.1	1/4"	<b>219.49</b>
P7840400	48.0 ~ 65.09	Extended	422.3	471.5	476.3	541.6	40.0	70.1	1/4"	<b>350.98</b>

Inserts page 242 - 243



Powerful drilling

### STRAIGHT SHANK – SPIRAL FLUTE

Part Number	A Drill Insert Range	Length	B Max Drill Depth	C Flute Length	D Ref Length	E Overall Length	F Shank Diam	G Shank Length	Pipe Tap	2007 £
P8340400	48.0 ~ 65.09	Standard	231.8	281.0	285.8	351.1	40.0	70.1	1/4"	<b>277.51</b>

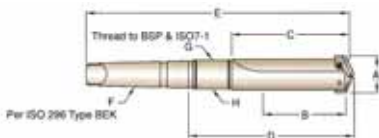
Inserts page 242 - 243

Through coolant

"This spade drill system is probably the most cost effective, proficient, versatile and high performance tool of its kind in the world market today."



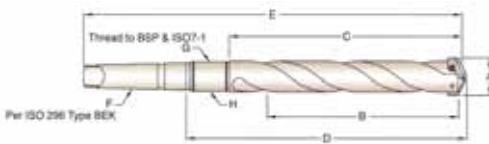
### Taper Shank Holders - Diameter 48.00 mm ~ 65.09 mm Series G



#### MORSE TAPER SHANK – STRAIGHT FLUTE

Part Number	A	Length	B	C	D	E	F	G	2007 £
P5140050	48.0 ~ 65.09	Short	130.1	165.1	219.1	363.5	#5	1/4"	<b>219.49</b>
P5440050	48.0 ~ 65.09	Extended	422.3	457.2	511.2	655.6	#5	1/4"	<b>350.98</b>

Inserts page 242 - 243



#### MORSE TAPER SHANK – SPIRAL FLUTE

Part Number	A	Length	B	C	D	E	F	G	2007 £
P5940050	48.0 ~ 65.09	Standard	231.8	266.7	320.7	465.1	#5	1/4"	<b>277.51</b>

Inserts page 242 - 243

#### SPARES - SERIES G

	Part Number	2007 £
Coolant Inducer	PR120444	<b>39.00</b>
Screws	J2030810	<b>3.99</b>
Torx Driver	J0530200	<b>2.50</b>

## TECH BOX

The Rotary Coolant Inducer provides the Taper Shank drill holders with through coolant for machines without through coolant. The ring is located at points G+H on the drill. While the drill rotates, the coolant inducer remains stationary. Through coolant is recommended for all applications deeper than 1 x D.



why not visit  
our website?  
[www.cutwel.com](http://www.cutwel.com)  
E.Mail [sales@cutwel.net](mailto:sales@cutwel.net)

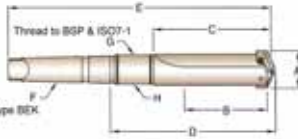




# Supercut Spade Drill Holders Taper Shank



## Straight Shank Holders - Diameter 65.30 mm ~ 88.0 mm Series H



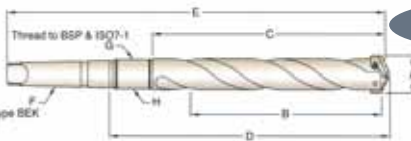
One holder will drill a range of diameters

Powerful drilling

### MORSE TAPER SHANK – STRAIGHT FLUTE

	A		B	C	D	E	F	G	
Part Number	Drill Insert Range	Length	Max Drill Depth	Flute Length	Ref Length	Overall Length	Morse Taper	Pipe Tap	2007 £
P5150050	65.30 ~ 88.0	Short	171.5	215.9	287.3	430.2	#5	1/2"	321.98
P5450050	65.30 ~ 88.0	Extended	463.6	508.0	579.4	722.3	#5	1/2"	503.76

Inserts page 243 - 244



Through coolant

### MORSE TAPER SHANK – SPIRAL FLUTE

	A		B	C	D	E	F	G	
Part Number	Drill Insert Range	Length	Max Drill Depth	Flute Length	Ref Length	Overall Length	Morse Taper	Pipe Tap	2007 £
P5950050	65.30 ~ 88.0	Standard	273.1	317.5	388.9	531.8	#5	1/2"	325.85

Inserts page 243 - 244

### SPARES - SERIES H

	Part Number	2007 £
Coolant Inducer	PR120571	49.00
Screws	J2550910	4.99
Torx Driver	J0550250	4.50



## TECH BOX

The Rotary Coolant Inducer provides the Taper Shank drill holders with through coolant for machines without through coolant. The ring is located at points G+H on the drill. While the drill rotates, the coolant inducer remains stationary. Through coolant is recommended for all applications deeper than 1 x D.

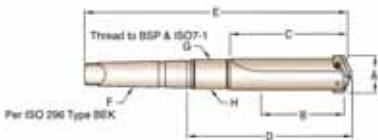
can't find what you're looking for?  
see our **index** at the back!



DRILLS

SUPERCUT INDEXABLE SPADE DRILL SYSTEM Holders

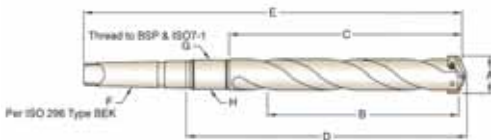
### Taper Shank Holders - Diameter 90.0 mm ~ 114.0 mm Series I



#### TAPER SHANK - STRAIGHT FLUTE

Part Number	A Drill Insert Range	Length	B Max Drill Depth	C Flute Length	D Ref Length	E Overall Length	F Morse Taper	G Pipe Tap	2007 £
P5170050	90.0 ~ 114.0	Short	171.5	225.4	296.8	439.7	#5	1/2"	<b>425.00</b>
P5470050	90.0 ~ 114.0	Extended	555.6	609.6	681.1	823.9	#5	1/2"	<b>735.00</b>

Inserts page 244



#### TAPER SHANK - SPIRAL FLUTE

Part Number	A Drill Insert Range	Length	B Max Drill Depth	C Flute Length	D Ref Length	E Overall Length	F Morse Taper	G Pipe Tap	2007 £
P5970050	90.0 ~ 114.0	Standard	273.1	327.0	398.5	541.3	#5	1/2"	<b>595.00</b>

Inserts page 244

#### SPARES - SERIES I

	Part Number	2007 £
Coolant Inducer	PR120571	<b>49.00</b>
Screws	J2550910	<b>4.99</b>
Torx Driver	J0550250	<b>4.50</b>



## TECH BOX

The Rotary Coolant Inducer provides the Taper Shank drill holders with through coolant for machines without through coolant. The ring is located at points G+H on the drill. While the drill rotates, the coolant inducer remains stationary. Through coolant is recommended for all applications deeper than 1 x D.






#### BRIGHT IDEAS!

Speed and feeds  
Please phone for a technical catalogue ... your tools will last much longer at the optimum cutting conditions



## Inserts - Series A to C

Series Min. to Max. (mm/inch)	Diameter (A)			Thick (B)  Metric (mm/inch)	Order Code   			2007 £ TIN	2007 £ TICN TIALN
	Inch (inch)	Metric (mm)	Decimal (inch)		Super Cobalt				
					TIN	TICN	TIALN		
<b>A</b> 9.50 (.374") to 11.07 (.436")  <b>Bodies 224 - 225</b>		9.50	.3740"	2.4 (3/32")	S1155095	S1160095	S1165095	16.46	20.52
	3/8"	9.53	.3750"			S1115024			
		9.80	.3860"		S1155098	S1160098	S1165098		
	25/64"	9.92	.3906"			S1115025			
		10.00	.3937"		S1155100	S1160100	S1165100		
		10.20	.4016"		S1155102	S1160102	S1165102		
	13/32"	10.32	.4063"			S1115026			
		10.50	.4134"		S1155105	S1160105	S1165105		
	27/64"	10.72	.4219"			S1115027			
		10.80	.4252"		S1155108	S1160108	S1165108		
	11.00	.4331"	S1155110	S1160110	S1165110				
					S1115028				
<b>B</b> 11.11 (.437") to 12.95 (.510")  <b>Bodies 226 - 227</b>	7/16"	11.11	.4375"	2.4 (3/32")	S1155115	S1160115	S1165115	16.46	20.52
		11.50	.4528"			S1115029			
	29/64"	11.51	.4531"			S1115030			
	15/32"	11.91	.4688"		S1155120	S1160120	S1165120		
		12.00	.4724"			S1115031			
	31/64"	12.30	.4844"		S1155125	S1160125	S1165125		
		12.50	.4921"			S1115032			
	1/2"	12.70	.5000"			S1115033			
	13.00	.5118"	S1155130	S1160130	S1165130				
	13.10	.5156"		S1115034					
	13.49	.5313"		S1115034					
	13.50	.5315"	S1155135	S1160135	S1165135				
	14.00	.5512"	S1155140	S1160140	S1165140				
	9/16"	14.29	.5625"		S1115036				
	14.50	.5709"		S1155145	S1160145	S1165145			
	37/64"	14.68	.5781"		S1115037				
	15.00	.5906"	S1155150	S1160150	S1165150				
	19/32"	15.08	.5938"		S1115038				
	15.50	.6102"	S1155155	S1160155	S1165155				
	5/8"	15.88	.6250"		S1115040				
	16.00	.6299"		S1155160	S1160160	S1165160			
	16.50	.6496"		S1155165	S1160165	S1165165			
	21/32"	16.67	.6563"		S1115042				
	17.00	.6693"	S1155170	S1160170	S1165170				
	11/16"	17.46	.6875"		S1115044				
	17.50	.6890"	S1155175	S1160175	S1165175				

## Technical Guide

Each drill body will take a series of spade drill blades. For example, any series C body will take any blade ranging from 12.98 mm in diameter to 17.65 mm in diameter.

Flat bottom inserts  
available on request



## BRIGHT IDEAS!

Speeds and feeds  
Please phone for a technical  
catalogue ... your tools will last  
much longer at the optimum  
cutting conditions





# Supercut Spade Drill Inserts



## Inserts - Series D to E

Series Min. to Max. (mm/inch)	Diameter (A)			Thick (B)  Metric (mm/inch)	Order Code			2007 £ TIN	2007 £ TICN TIALN
	Inch (inch)	Metric (mm)	Decimal (inch)		Super Cobalt				
					TIN	TICN	TIALN		
<b>D</b> 17.53 (.690") to 24.38 (.960")  <b>Bodies 210 - 231</b>	45/64"	17.86	.7031"	4.0 (5/32")			S1115045	20.38	25.23
		18.00	.7087"		S1155180	S1160180	S1165180		
	23/32"	18.26	.7188"				S1115046		
		18.50	.7283"		S1155185	S1160185	S1165185		
	47/64"	18.65	.7344"				S1115047		
		19.00	.7480"		S1155190	S1160190	S1165190		
	3/4"	19.05	.7500"				S1115048		
	49/64"	19.45	.7656"				S1115049		
		19.50	.7677"		S1155195	S1160195	S1165195		
	25/32"	19.84	.7813"				S1115050		
		20.00	.7874"		S1155200	S1160200	S1165200		
		20.50	.8071"		S1155205	S1160205	S1165205		
	13/16"	20.64	.8125"				S1115052		
		21.00	.8268"		S1155210	S1160210	S1165210		
	27/32"	21.43	.8438"				S1115054		
		22.00	.8661"		S1155220	S1160220	S1165220		
	7/8"	22.23	.8750"				S1115056		
		23.00	.9055"		S1155230	S1160230	S1165230		
	29/32"	23.02	.9063"				S1115058		
	59/64"	23.42	.9219"				S1115059		
15/16"	23.81	.9375"			S1115060				
	24.00	.9449"	S1155240	S1160240	S1165240				
<b>E</b> 24.41 (.961") to 35.05 (1.380")  <b>Bodies 232 - 233</b>	31/32"	24.61	.9688"	4.8 (3/16")			S1115062	24.92	31.03
	63/64"	25.00	.9843"		S1155250	S1160250	S1115063		
	1"	25.40	1.0000"				S1115100		
	1-1/64"	25.80	1.0156"				S1115101		
		26.00	1.0236"		S1155260	S1160260	S1165260		
	1-1/32"	26.19	1.0313"				S1115102		
	1-1/16"	26.99	1.0625"				S1115104		
		27.00	1.0630"		S1155270	S1160270	S1165270		
	1-3/32"	27.78	1.0938"				S1115106		
		28.00	1.1024"		S1155280	S1160280	S1165280		
	1-1/8"	28.58	1.1250"				S1115108		
		29.00	1.1417"		S1155290	S1160290	S1165290		
	1-5/32"	29.37	1.1563"				S1115110		
		30.00	1.1811"		S1155300	S1160300	S1165300		
	1-3/16"	30.16	1.1875"				S1115112		
	1-7/32"	30.96	1.2188"				S1115114		
		31.00	1.2205"		S1155310	S1160310	S1165310		
	1-1/4"	31.75	1.2500"				S1115116		
		32.00	1.2598"		S1155320	S1160320	S1165320		
	1-9/32"	32.54	1.2813"				S1115118		
		33.00	1.2992"		S1155330	S1160330	S1165330		
	1-5/16"	33.34	1.3125"				S1115120		
		34.00	1.3286"		S1155340	S1160340	S1165340		
	1-11/32"	34.13	1.3438"				S1115122		
	1-3/8"	34.93	1.3750"				S1115124		
	35.00	1.3780"	S1155350	S1160350	S1165350				

DRILLS

SUPERCUT INDEXABLE SPADE DRILL SYSTEM Inserts



# Supercut Spade Drill Inserts



## DRILLS

## SUPERCUT INDEXABLE SPADE DRILL SYSTEM Inserts

Series Min. to Max. (mm/inch)	Diameter (A)			Thick (B)	Order Code			£ TIN	£ TICN TIALN	
	Inch (inch)	Metric (mm)	Decimal (inch)		Metric (mm/inch)	Super Cobalt				
						TIN	TICN			TIALN
<b>F</b> 34.37 (1.353") to 47.80 (1.882")  <b>Bodies 234 - 235</b>	1-13/32"	35.72	1.4063"	6.4 (1/4")			SI115126	<b>33.22</b>	<b>41.37</b>	
		36.00	1.4173"		SI155360	SI160360	SI165360			
	1-7/16"	36.51	1.4375"				SI115128			
		37.00	1.4567"		SI155370	SI160370	SI165370			
	1-15/32"	37.31	1.4688"				SI115130			
		38.00	1.4961"		SI155380	SI160380	SI165380			
	1-1/2"	38.10	1.5000"				SI115132			
	1-17/32"	38.89	1.5313"				SI115134			
		39.00	1.5354"		SI155390	SI160390	SI165390			
	1-9/16"	39.69	1.5625"				SI115136			
		40.00	1.5748"		SI155400	SI160400	SI165400			
	1-19/32"	40.48	1.5938"				SI115138			
		41.00	1.6142"		SI155410	SI160410	SI165410			
	1-5/8"	41.28	1.6250"				SI115140			
		42.00	1.6535"		SI155420	SI160420	SI165420			
	1-21/32"	42.07	1.6563"				SI115142			
	1-11/16"	42.86	1.6875"				SI115144			
		43.00	1.6929"		SI155430	SI160430	SI165430			
	1-23/32"	43.66	1.7188"				SI115146			
		44.00	1.7323"		SI155440	SI160440	SI165440			
1-3/4"	44.45	1.7500"			SI115148					
	45.00	1.7717"	SI155450	SI160450	SI165450					
1-25/32"	45.24	1.7813"			SI115150					
	46.00	1.8110"	SI155460	SI160460	SI165460					
1-13/16"	46.04	1.8125"			SI115152					
1-27/32"	46.83	1.8438"			SI115154					
	47.00	1.8504"	SI155470	SI160470	SI165470					
1-7/8"	47.63	1.8750"			SI115156					
	48.00	1.8898"	SI155480	SI160480	SI165480					
1-29/32"	48.42	1.9063"			SI115158					
	49.00	1.9291"	SI155490	SI160490	SI165490					
1-15/16"	49.21	1.9375"			SI115160					
	50.00	1.9685"	SI155500	SI160500	SI165500					
1-31/32"	50.01	1.9688"			SI115162					
2"	50.80	2.0000"			SI115200					
	51.00	2.0079"	SI155510	SI160510	SI165510					
2-1/32"	51.59	2.0313"			SI115202					
2-3/64"	52.00	2.0472"	SI155520	SI160520	SI115203					
2-1/16"	52.39	2.0625"			SI115204					
	53.00	2.0866"	SI155530	SI160530	SI165530					
2-3/32"	53.18	2.0938"			SI115206					
2-1/8"	53.98	2.1250"			SI115208					
	54.00	2.1260"	SI155540	SI160540	SI165540					
2-5/32"	54.79	2.1563"			SI115210					
<b>G</b> 46.99 (1.850") to 65.28 (2.570")  <b>Bodies 236 - 237</b>							<b>39.10</b>	<b>48.97</b>		

### Technical Guide

Each drill body will take a series of spade drill blades.  
For example, any series F body will take any blade ranging from 34.37 mm in diameter to 47.80 mm in diameter.





# Supercut Spade Drill Inserts



Series Min. to Max. (mm/inch)	Diameter (A)			Thick (B)  Metric (mm/inch)	Order Code			£ TIN	£ TICN TIALN
	Inch (inch)	Metric (mm)	Decimal (inch)		Super Cobalt				
					TIN	TICN	TIALN		
<b>G</b> 46.99 (1.850") to 65.28 (2.570")  Bodies 236 - 237		55.00	2.1654"	7.9 (5/16")	SI115550	SI1160550	SI1165550	39.10	48.97
	2-3/16"	55.56	2.1875"		SI115560	SI1160560	SI1165560		
		56.00	2.2047"		SI115570	SI1160570	SI1165570		
	2-7/32"	56.36	2.2188"				SI115214		
		57.00	2.2441"				SI115216		
	2-1/4"	57.15	2.2500"				SI115218		
	2-9/32"	57.94	2.2813"				SI115580		
		58.00	2.2835"				SI115220		
	2-5/16"	58.74	2.3125"				SI115590		
		59.00	2.3228"				SI115222		
	2-11/32"	59.53	2.3438"				SI115600		
		60.00	2.3622"				SI115224		
	2-3/8"	60.33	2.3750"				SI115610		
		61.00	2.4016"				SI115226		
	2-13/32"	61.12	2.4063"				SI115228		
	2-7/16"	61.91	2.4375"				SI115620		
		62.00	2.4409"				SI115230		
	2-15/32"	62.71	2.4688"				SI115630		
		63.00	2.4803"				SI115232		
	2-1/2"	63.50	2.5000"				SI115640		
	64.00	2.5197"			SI115234				
2-17/32"	64.29	2.5313"			SI115650				
	65.00	2.5591"			SI115236				
2-9/16"	65.09	2.5625"							
<b>H</b> 62.38 (2.456") to 76.20 (3.000")  Bodies 238		63.50	2.5000"	11.1 (7/16")			SI4152D2	44.90	48.97
	2-1/2"	64.00	2.5197"		SI45564A	SI46064A	SI46564A		
	2-17/32"	64.29	2.5313"				SI4152D4		
	2-9/16"	65.09	2.5625"				SI4152D6		
	2-19/32"	65.88					SI415238		
		66.00	2.5984"		SI455660	SI460660	SI465660		
	2-5/8"	66.68	2.6250"				SI415240		
	2-21/32"	67.47	2.6563"				SI415242		
		68.00	2.6772"		SI455680	SI460680	SI465680		
	2-11/16"	68.26	2.6875"				SI415244		
	2-23/32"	69.05	2.7188"				SI415246		
	2-3/4"	69.85	2.7500"				SI415248		
		70.00	2.7559"		SI455700	SI460700	SI465700		
	2-25/32"	70.64	2.7813"				SI415250		
	2-13/16"	71.44	2.8125"				SI415252		
		72.00	2.8346"		SI455720	SI460720	SI465720		
	2-27/32"	72.23	2.8438"				SI415254		
	2-7/8"	73.03	2.8750"				SI415256		
	2-29/32"	73.82	2.9063"				SI415258		
		74.00	2.9134"		SI455740	SI460740	SI465740		
2-15/16"	74.61	2.9375"			SI415260				
2-31/32"	75.41	2.9688"			SI415262				
	76.00	2.9921"	SI455760	SI460760	SI465760				
3"	76.20	3.0000"			SI415300				

DRILLS





SUPERCUT INDEXABLE SPADE DRILL SYSTEM Inserts



# Supercut Spade Drill Inserts



**DRILLS**

Series Min. to Max. (mm/inch)	Diameter			Metric (mm/inch)	Thick 	HSS TIN	2007 £ TIN
	Inch (inch)	Metric (mm)	Decimal (inch)				
<b>H</b> 76.23 (3.001") to 89.08 (3.507")		78.00	3.0709"	11.1 (7/16")		S1455780	<b>56.93</b>
		80.00	3.1496"			S1455800	
		82.00	3.2283"			S1455820	
		84.00	3.3071"			S1455840	
		86.00	3.3858"			S1455860	
<b>I</b> 87.76 (3.455") to 101.60 (4.000")		88.00	3.4646"	11.1 (7/16")		S1455880	<b>62.37</b>
		90.00	3.5433"			S1455900	
		92.00	3.6221"			S1455920	
		94.00	3.7008"			S1455940	
		96.00	3.7795"			S1455960	
<b>I</b> 101.63 (4.001") to 114.48 (4.507")		98.00	3.8583"	11.1 (7/16")		S1455980	<b>79.50</b>
		100.00	3.9370"			S1455A00	
	4-1/64"	102.00	4.0157"			S1455A01	
	4-3/32"	104.00	4.0945"			S1455A06	
		106.00	4.1732"			S1455A60	
	108.00	4.2520"	S1455A80				
	110.00	4.3307"	S1455B00				
	112.00	4.4094"	S1455B20				
	114.00	4.4882"	S1455B40				

Flat bottom inserts  
available on request

**SUPERCUT**

SUPERCUT INDEXABLE SPADE DRILL SYSTEM Inserts



why not visit  
our website?  
[www.cutwel.com](http://www.cutwel.com)  
E.Mail sales@cutwel.net



"This spade drill system  
is probably the most cost  
effective, proficient,  
versatile and high  
performance tool  
of its kind in the  
world market today."



### Supercut Spade Drill System

Material	Material Hardness (Bhn)	HSS Grade	Speed (M/min)			Feed (mm/rev)							
			TIN	TICN	TAIAl	0.05 - 12.5	0.13 - 17.5	0.18 - 24	0.25 - 35	0.36 - 47	0.48 - 65	0.66 - 114	
<b>Free Machining Steel</b> 1213, 12L13, 1215, 12L14, 1118 etc	100 - 150	HSS	63	79	84	0.16	0.23	0.31	0.40	0.48	0.55	0.67	
	150 - 200	HSS	58	70	81	0.16	0.23	0.31	0.40	0.48	0.55	0.67	
	200 - 250	HSS	51	66	72	0.14	0.23	0.31	0.38	0.48	0.57	0.69	
<b>Low Carbon Steel</b> 1015, 1020, 1140, 1025 etc	85 - 125	HSS	54	67	75	0.15	0.22	0.28	0.37	0.46	0.56	0.67	
	125 - 175	HSS	51	63	72	0.15	0.22	0.28	0.37	0.46	0.56	0.67	
	175 - 225	HSS	49	58	69	0.13	0.19	0.24	0.34	0.43	0.50	0.57	
<b>Medium Carbon Steel</b> 1035, 1050, 1045, 1055, 1140 etc	225 - 275	HSS	45	56	66	0.13	0.19	0.24	0.34	0.43	0.50	0.57	
	125 - 175	HSS	52	63	75	0.14	0.22	0.28	0.35	0.45	0.55	0.65	
	175 - 225	HSS	48	59	69	0.13	0.19	0.23	0.34	0.43	0.50	0.58	
<b>Structural Steel</b> A36, A516, A182 etc	225 - 275	HSS	45	56	63	0.13	0.19	0.23	0.34	0.43	0.50	0.58	
	275 - 325	SH, PH	42	52	58	0.10	0.17	0.21	0.28	0.38	0.45	0.55	
	100 - 150	HSS	44	56	63	0.14	0.23	0.29	0.35	0.44	0.50	0.63	
<b>Cast Iron/S G Iron</b> A48-76 GR30/GR45 A536-72 60-40-18 A220-76 GR40010 etc	150 - 250	HSS	39	47	55	0.13	0.22	0.24	0.28	0.38	0.46	0.59	
	250 - 350	SH, PH	32	41	41	0.10	0.20	0.22	0.24	0.34	0.40	0.48	
	120 - 150	HSS	52	64	75	0.16	0.30	0.40	0.49	0.59	0.69	0.75	
<b>Alloy Steel</b> 8620, 4130, 4137, 4140, 6150 etc	150 - 200	HSS	48	58	70	0.14	0.26	0.35	0.45	0.56	0.64	0.68	
	200 - 220	HSS	42	53	58	0.14	0.23	0.30	0.41	0.46	0.52	0.60	
	220 - 260	SH, PH	35	44	52	0.13	0.17	0.23	0.30	0.35	0.43	0.50	
<b>Tool Steel</b> H13, H21, A2, S1 etc	260 - 320	SH, PH	29	35	41	0.10	0.15	0.16	0.23	0.28	0.35	0.40	
	125 - 175	HSS	48	58	63	0.15	0.20	0.24	0.36	0.43	0.47	0.53	
	175 - 225	HSS	45	56	58	0.13	0.20	0.24	0.36	0.42	0.46	0.55	
<b>High Temp Alloy</b> HastelloyB, Inconel etc	225 - 275	HSS	41	50	56	0.13	0.16	0.23	0.35	0.41	0.44	0.55	
	275 - 325	SH, PH	39	47	53	0.09	0.15	0.22	0.28	0.38	0.41	0.50	
	325 - 375	SH, PH	36	43	46	0.08	0.15	0.21	0.27	0.38	0.40	0.51	
<b>High Strength Alloy</b> 9840, 4340, 4330V etc	150 - 200	SH	25	34	34	0.09	0.15	0.19	0.25	0.28	0.36	0.41	
	200 - 250	SH, PH	19	27	26	0.09	0.15	0.19	0.25	0.28	0.36	0.41	
	140 - 220	SH, PH	11	11	12	0.08	0.17	0.20	0.24	0.30	0.37	-	
<b>Aluminium</b> 2014, 6061, 7075 etc	220 - 310	PH	10	9	11	0.08	0.14	0.18	0.19	0.25	0.29	-	
	225 - 300	SH, PH	25	34	35	0.13	0.18	0.23	0.24	0.36	0.43	0.50	
	300 - 350	SH, PH	19	26	27	0.10	0.18	0.23	0.24	0.36	0.43	0.50	
<b>Stainless Steel</b> 310, 316, 410, 330 etc	350 - 400	PH	16	21	21	0.08	0.15	0.20	0.22	0.30	0.48	0.46	
	30	HSS	187	229	244	0.19	0.33	0.41	0.50	0.54	0.64	0.62	
	180	HSS	92	137	137	0.19	0.33	0.41	0.46	0.54	0.64	0.62	
	135 - 185	HSS	24	29	34	0.14	0.20	0.23	0.26	0.34	0.41	0.50	
	185 - 275	HSS	20	23	29	0.12	0.18	0.20	0.24	0.30	0.36	0.46	

R.P.M. = revolution per minute (rev/min)

M/min = surface meter per minute (M/min)

Dia = diameter of drill (mm)

mm/rev = feed rate (mm/rev)

Formulas:

$$M/min = \frac{(R.P.M.) \cdot (\pi) \cdot (DIA)}{1000}$$

$$mm/min = (R.P.M.) \cdot (mm/rev)$$

$$R.P.M. = \frac{(M/min) \cdot (1000)}{(\pi) \cdot (DIA)}$$